
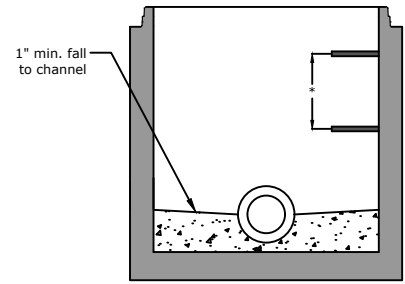


Side View

Flat Top




Flat Top	
12"	- 23,000 lb
14"	- 27,000 lb
16"	- 31,000 lb



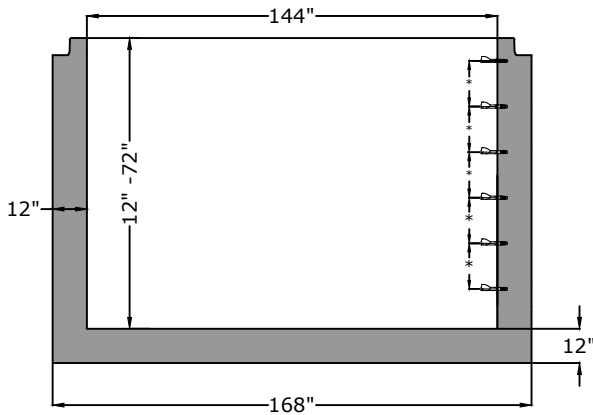
Manhole Base Preformed Invert Detail

Riser



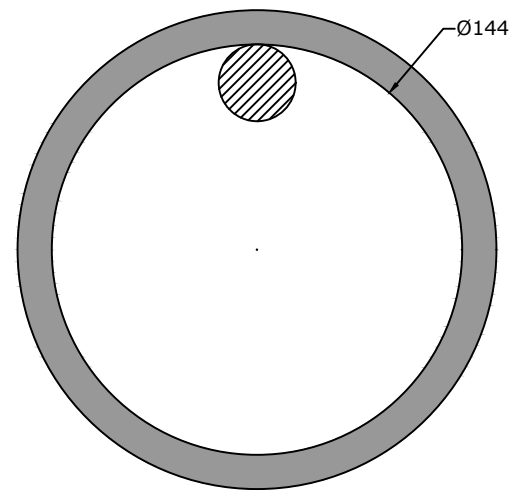
Riser Weights	
12"	- 6,100 lb
16"	- 8,100 lb
24"	- 12,200 lb
32"	- 16,250 lb
36"	- 18,300 lb
48"	- 24,400 lb
60"	- 30,500 lb
64"	- 32,500 lb
72"	- 36,600 lb
84"	- 43,000 lb
96"	- 49,000 lb

Monolithic Base



Base Weights	
24"	- 35,200 lb
36"	- 41,300 lb
48"	- 47,400 lb
60"	- 53,500 lb
72"	- 59,600 lb

Top View



Joint

Approved for Production

Project: _____

Date: _____

Quantity: _____

By: _____

Drawn by: Eric Barger

Date: 08.062024

BARGER
PRECAST

Concrete: 5,000 psi minimum 28 day compressive strength
Reinforcing: Per ASTM C478 with design calculations performed by a Licensed P.E. Minimum 2" cover of all reinforcing steel.
Pipe Penetrations: All pipe penetrations are placed according to job requirements.
Pipe Seals: All pipe boots will meet ASTM C 923.
Sealant: Sealant used will meet ASTM C 990.
Steps: On 16" centers unless otherwise specified.
Preformed Invert: As required by plans or governing specifications.

P.O. Box 370 - Kingston TN 37763
 Phone 888.882.5860 - BargerPrecast.com

144" I.D. Manhole
ASTM C-478 Compliant