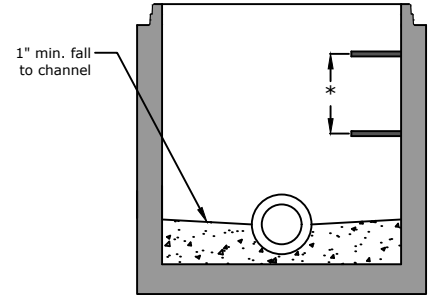


Flat Top



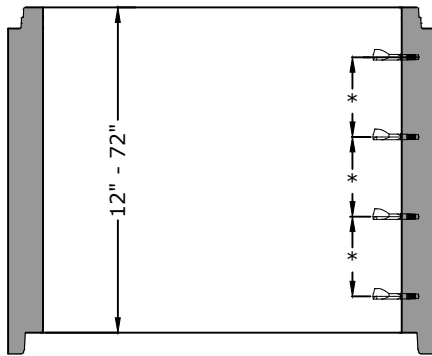
Flat Top

- 8" - 4,000 lb
- 10" - 5,000 lb
- 12" - 6,000 lb
- 16" - 8,000 lb



Manhole Base Preformed Invert Detail

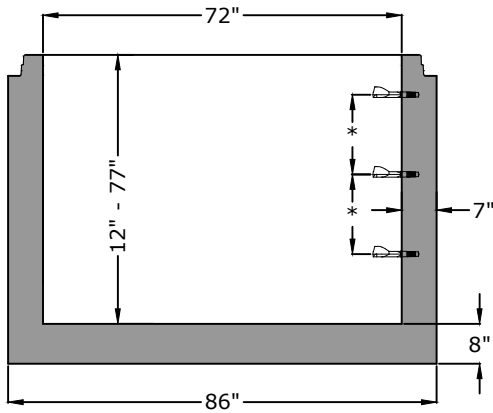
Riser



Riser Weights

- 12" - 18,50 lb
- 16" - 2,450 lb
- 24" - 3,650 lb
- 32" - 4,850 lb
- 36" - 5,450 lb
- 48" - 7,250 lb
- 60" - 9,050 lb
- 64" - 9,650 lb
- 72" - 10,900 lb

Monolithic base



Base Weights

- 12" - 5,850 lb
- 16" - 6,450 lb
- 24" - 7,650 lb
- 32" - 8,900 lb
- 36" - 9,500 lb
- 48" - 11,300 lb
- 60" - 13,100 lb
- 64" - 13,700 lb
- 72" - 14,900 lb



Joint

Approved for Production

Project: _____

Date: _____

Quantity: _____

By: _____

Drawn by: Eric Barger

Date: 08.012024

Concrete: 5,000 psi minimum 28 day compressive strength
Reinforcing: Per ASTM C478 with design calculations performed by a Licensed P.E. Minimum 2" cover of all reinforcing steel.
Pipe Penetrations: All pipe penetrations are placed according to job requirements.
Pipe Seals: All pipe boots will meet ASTM C 923.
Sealant: Sealant used will meet ASTM C 990.
Steps: On 16" centers unless otherwise specified.
Preformed Invert: As required by plans or governing specifications.

**BARGER
PRECAST**

P.O. Box 370 - Kingston TN 37763
 Phone 888.882.5860 - BargerPrecast.com

**72" I.D. Manhole
ASTM C-478 Compliant**