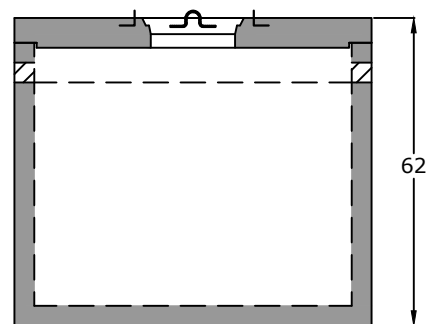


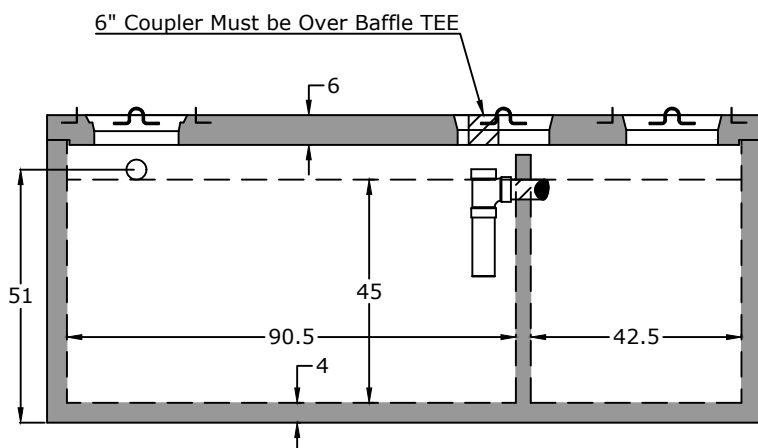
Top View

Notes

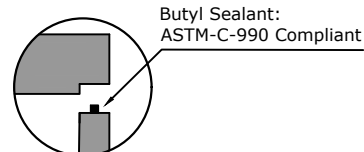
4" Inlet (Standard)
2/3 - 1/3 Compartment Capacity



End View



Side View



Specifications

Concrete: 5,000 psi minimum strength (28 day)
Reinforcing: Primary reinforcement will be rebar.
Risers: Grade rings and manhole frames and covers sold separately.
Sealant: Sealant used in the seam of the tank will meet or exceed ASTM C990.
Pipe Penetrations: Inlet and outlets are fitted with seals that meet or exceed all ASTM C923 specifications.
Partition Wall: The partition wall, if present, is poured monolithically.
Drawing: All measurements are accurate within ± 1 inch.

Tank Warranty: See Terms & Conditions.

Centroid(s): Lid (72, 36), Base (72, 36)

BARGER
PRECAST

Weights

Top - 4,909 lb
Bottom - 11,251 lb

Anti-Float Protection

23" of water

Installation: The tank hole is not to be more than 18 in. longer and wider than the tank. There shall be a minimum of 6" of 3/4" stone bedding. Do not install across path of vehicles or heavy equipment. This tank is designed for one hundred fifty pounds per square foot (150 lb/ft²) uniform loading on the top of the tank with a max backfill cover of 36" and a minimum of 6".

1,500 Gallon Pump Tank
Roane County Public Utility LR

P.O. Box 370 - Kingston TN 37763
Phone 888.882.5860 - BargerPrecast.com

Date: 3.252013

Drawn By: Eric Barger

Updated: 7.312024