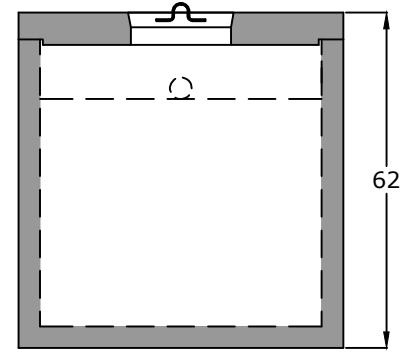


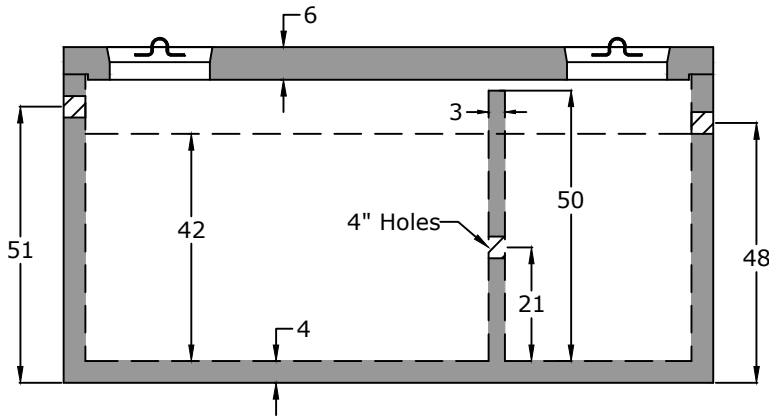
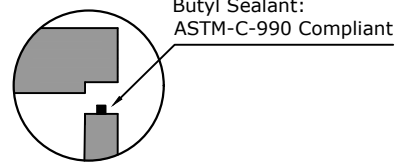
Top View



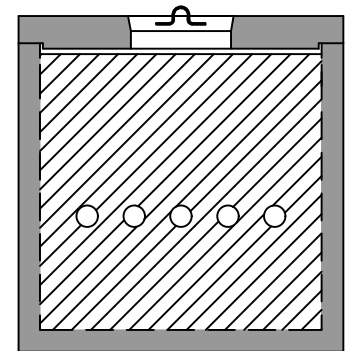
End View

Notes:

- 4" Inlet/Outlet (Standard)
- 2/3 - 1/3 Compartment Capacity



Side View



Baffle View

Specifications

- Concrete:** 5,000 psi minimum strength (28 day)
- Reinforcing:** Primary reinforcement will be rebar.
- Risers:** Grade rings and manhole frames and covers sold separately.
- Sealant:** Sealant used in the seam of the tank will meet or exceed ASTM C990.
- Pipe Penetrations:** Inlet and outlets are fitted with seals that meet or exceed all ASTM C923 specifications.
- Partition Wall:** The partition wall, if present, is poured monolithically.
- Drawing:** All measurements are accurate within ± 1 inch.

Tank Warranty: See Terms & Conditions.

Centroid(s): Lid (60, 30), Base (61, 30)

BARGER PRECAST

Weights

Top - 3,306 lb
Bottom - 9,526 lb

Anti-Float Protection
17" of water

Installation: The tank hole is not to be more than 18 in. longer and wider than the tank. There shall be a minimum of 6" of 3/4" stone bedding. Do not install across path of vehicles or heavy equipment. This tank is designed for one hundred fifty pounds per square foot (150 lb/ft²) uniform loading on the top of the tank with a max backfill cover of 36" and a minimum of 6".

1,000 Gallon Septic Tank

Date: 9.102019

Drawn By: Eric Barger

Updated: 8.62025

P.O. Box 370 - Kingston TN 37763
Phone 888.882.5860 - BargerAndPrecast.com