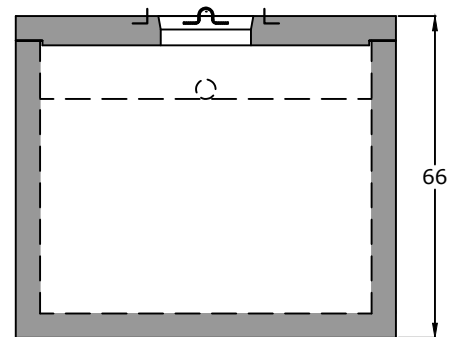


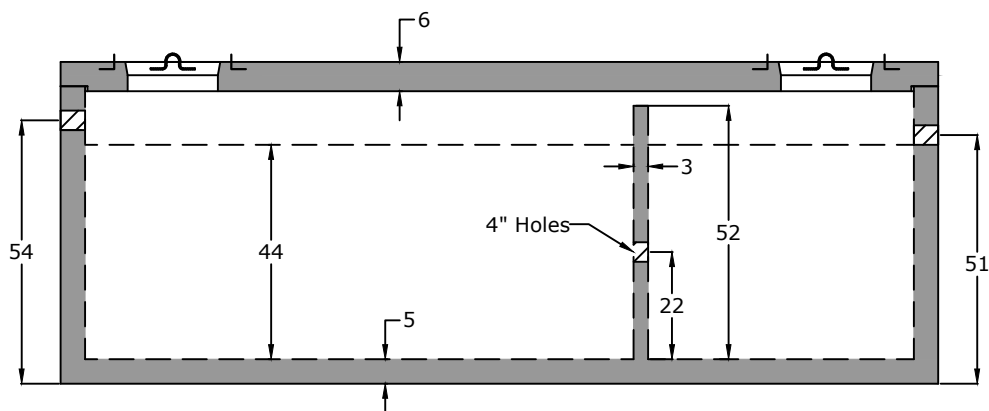
Top View



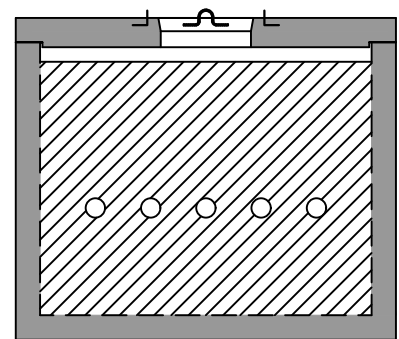
End View

**Notes:**

4" Inlet/Outlet (Standard)  
2/3 - 1/3 Compartment Capacity



Side View



Baffle View

**Specifications**

**Concrete:** 5,000 psi minimum strength (28 day)  
**Reinforcing:** Primary reinforcement will be rebar.  
**Risers:** Grade rings and manhole frames and covers sold separately.  
**Sealant:** Sealant used in the seam of the tank will meet or exceed ASTM C990.  
**Pipe Penetrations:** Inlet and outlets are fitted with seals that meet or exceed all ASTM C923 specifications.  
**Partition Wall:** The partition wall, if present, is poured monolithically.  
**Drawing:** All measurements are accurate within  $\pm 1$  inch.

**Tank Warranty:** See Terms & Conditions.

**Centroid(s):** Lid (90, 39), Base (91, 39)

**BARGER**  
**PRECAST**

**Weights**  
Top - 6,726 lb  
Bottom - 18,803 lb

**Anti-Float Protection**  
19" of water

**Installation:** The tank hole is not to be more than 18 in. longer and wider than the tank. There shall be a minimum of 6" of 3/4" stone bedding. Do not install across path of vehicles or heavy equipment. This tank is designed for one hundred fifty pounds per square foot (150 lb/ft<sup>2</sup>) uniform loading on the top of the tank with a max backfill cover of 36" and a minimum of 6".

**2,100 Gallon Septic Tank**

P.O. Box 370 - Kingston TN 37763  
Phone 888.882.5860 - BargerPrecast.com

Date: 3.062019

Drawn By: Eric Barger

Updated: 7.312025